

THE BRIGHTWORK COLLECTION

*HANDCRAFTED
BASINS*

by



Nantucket
S I N K S




Nantucket
S I N K S

*Our Brightwork
Collection is
a curated assortment
of specialty metal sinks
inspired by
the 'Brightwork'
on sailboats.*

*Like the sunlight
sparkling on the ocean
on a clear day -
these unique pieces
will bring brilliance to
your bathroom or bar.*



THE BRIGHTWORK COLLECTION



Care & Maintenance

- Before initial use, seal the finish with a superior quality carnauba paste wax (repeat every 6 months to protect the living finish).
- Wash gently daily with a small amount of soap and a soft damp cloth. Use a mild soap, free of anti-bacterial properties that may contain bleach (e.g. The original Dawn®).
- Rinse thoroughly and hand dry (never use steel wool or a scouring pad or sponge to clean the surface).

**The use of any cleaners or disinfectants other than mild soap and water will void the warranty. Also, personal care and everyday use products (e.g. face cleansers, toothpaste, male grooming products, wine, fruit acid, and ketchup) can and will alter the finish voiding the warranty.*

- To keep your copper sink in optimal condition simply use a mild soap and water; then wipe the sink dry after each use.
- To maintain the luster of the copper and provide better water runoff, use a superior quality carnauba paste wax to seal the finish.

BATHROOM

SQRC-OF



- Solid Copper Construction
- Drain Opening 1.5" - Requires Standard Bathroom Sink Drain Which Is Not Included.
- Hand Hammered - Each Piece Is Unique.
- Limited Manufacturer's Warranty (Not For Finish).
- Unlacquered Finish Will Patina.
- Special Care & Maintenance Required.
- Nominal Dimensions - May Vary By .25".



PREMIUM 18 GAUGE COPPER UNDERMOUNT BATHROOM SINK WITH OVERFLOW

TECHNICAL INFORMATION

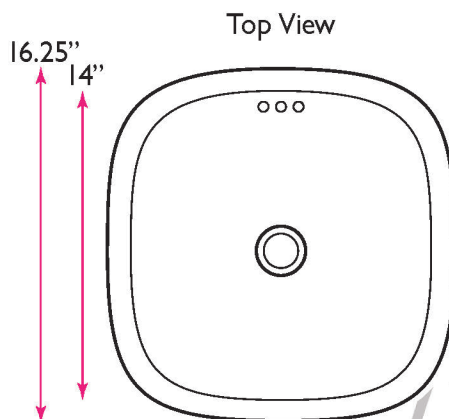
**Overall Dimensions:
16.25" Square**

**Interior Bowl:
14" Square**

**Interior Bowl Depth:
5"**

**Drain Opening:
1.5"**

**Overflow:
Yes**



DM SINKS

TRS



PREMIUM 18 GAUGE STAINLESS STEEL UNDERMOUNT BATHROOM SINK

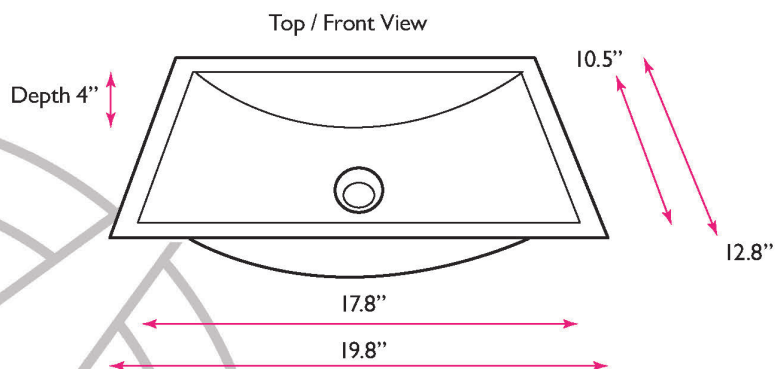
TECHNICAL INFORMATION

Overall Dimensions:
19.8" x 12.8"

Interior Bowl:
17.8" x 10.5"

Interior Bowl Depth:
4"

Overflow:
No



- Solid Stainless Steel Construction
- Hand Hammered - each piece is unique.
- Limited Manufacturer's Warranty (Not For Finish).
- Unlacquered Finish Will Patina.
- Special Care & Maintenance Required.
- Nominal Dimensions - May Vary By .25".

BATHROOM

OVS-OF



- Solid Stainless Steel Construction
- Drain Opening 1.5" - Requires Standard Bathroom Sink Drain Which Is Not Included.
- Hand Hammered - Each Piece Is Unique.
- Limited Manufacturer's Warranty (Not For Finish).
- Unlacquered Finish Will Patina.
- Special Care & Maintenance Required.
- Nominal dimensions - May Vary By .25".

PREMIUM 18 GAUGE STAINLESS STEEL UNDERMOUNT BATHROOM SINK WITH OVERFLOW

TECHNICAL INFORMATION

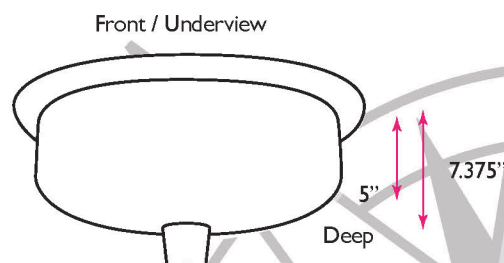
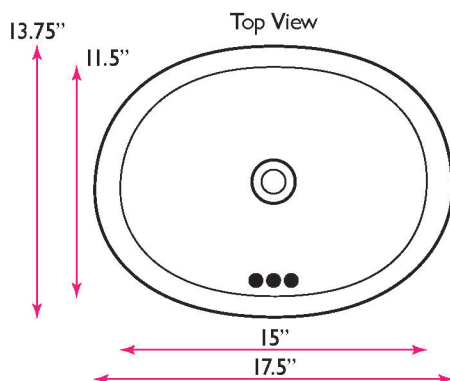
Overall Dimensions:
17.5" x 13.75"

Interior Bowl:
15" x 11.5"

Interior Bowl Depth:
5"

Overall Height:
7.375"

Overflow:
Yes



TRB-OF



PREMIUM 16 GAUGE BRASS UNDERMOUNT BATHROOM SINK WITH OVERFLOW

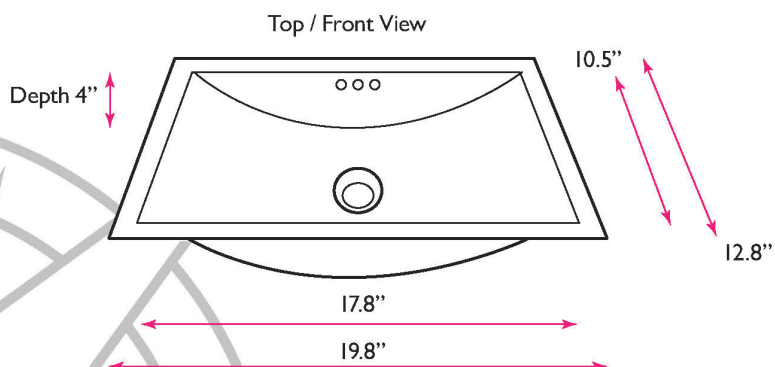
TECHNICAL INFORMATION

Overall Dimensions:
19.8" x 12.8"

Interior Bowl:
17.8" x 10.5"

Interior Bowl Depth:
4"

Overflow:
Yes



- Solid Brass Construction
- Hand Hammered - each piece is unique.
- Limited Manufacturer's Warranty (Not For Finish).
- Unlacquered Brass Will Patina.
- Special Care & Maintenance Required.
- Nominal Dimensions - May Vary By .25".

BATHROOM

TRB2416-OF



- Solid Brass Construction
- Requires Standard Bathroom Sink Drain With Overflow Which Is Not Included.
- Hand Hammered - Each Piece Is Unique.
- Limited Manufacturer's Warranty (Not For Finish).
- Unlacquered Finish Will Patina.
- Special Care & Maintenance Required.
- Nominal Dimensions - May Vary By .25".



PREMIUM 16 GAUGE BRASS UNDERMOUNT BATHROOM SINK WITH OVERFLOW

TECHNICAL INFORMATION

Overall Dimensions:
23.5" x 15.5"

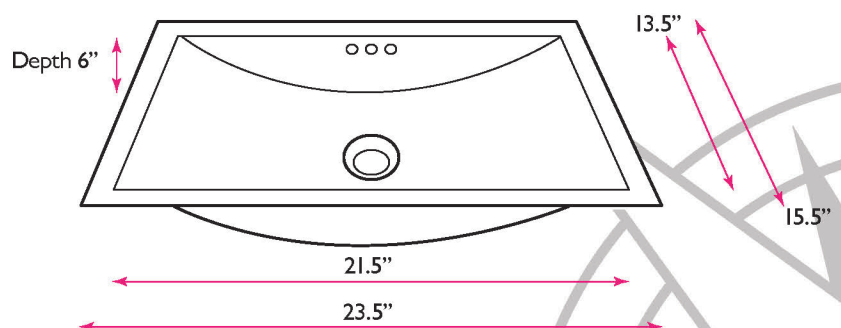
Interior Bowl:
21.5" x 13.5"


Interior Bowl Depth:
6"

Drain Opening:
1.5"


Overflow:
Yes

Top / Front View





TRB1914-OF



**PREMIUM 18 GAUGE BRASS
UNDERMOUNT OR TOP MOUNT
BATHROOM SINK WITH OVERFLOW**

**TECHNICAL
INFORMATION**

Overall Dimensions:
21" x 15" X 8.5"

Interior Bowl:
18.5" x 12.5"

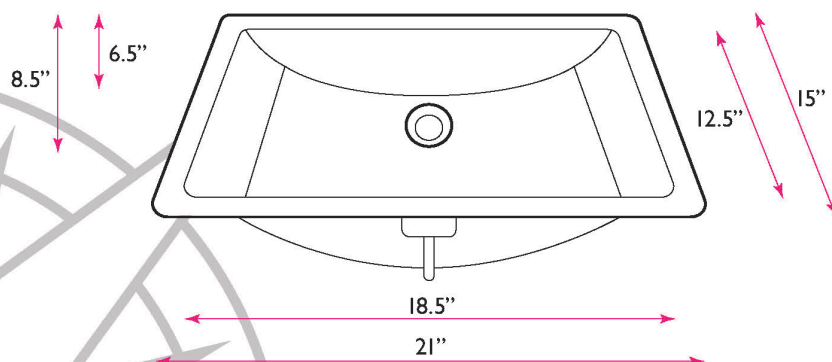
Ext. Height / Int. Bowl Depth:
8.5" / 6.5"

Drain Opening:
1.5"

Overflow:
Yes

- Solid Brass Construction
- Requires Standard Bathroom Sink Drain With Overflow Which Is Not Included.
- Hand Hammered - Each Piece Is Unique.
- Limited Manufacturer's Warranty (Not For Finish).
- Lacquered Finish Will Not Patina.
- Special Care & Maintenance Required.
- Nominal Dimensions - May Vary By .25".

Top / Front View



BATHROOM

RLS-OF



RLB-OF

- RLS-OF - Solid Stainless Steel Construction
- RLB-OF - Solid Brass Construction
- Requires Standard Bathroom Sink Drain With Overflow Which Is Not Included.
- Hand Hammered - Each Piece Is Unique.
- Limited Manufacturer's Warranty (Not For Finish).
- Unlacquered Finish Will Patina.
- Special Care & Maintenance Required.
- Nominal Dimensions - May Vary By .25".

PREMIUM 18 GAUGE STAINLESS STEEL OR 16 GAUGE BRASS UNDERMOUNT BATHROOM SINK WITH OVERFLOW

TECHNICAL INFORMATION

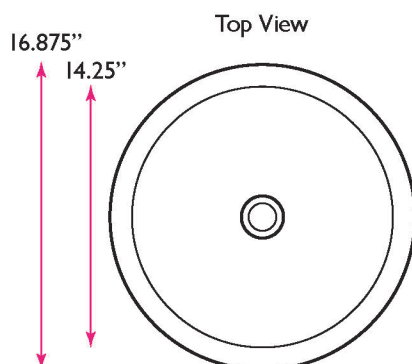
**Overall Dimensions:
16.875" Diameter**

**Interior Bowl:
14.25" Diameter**

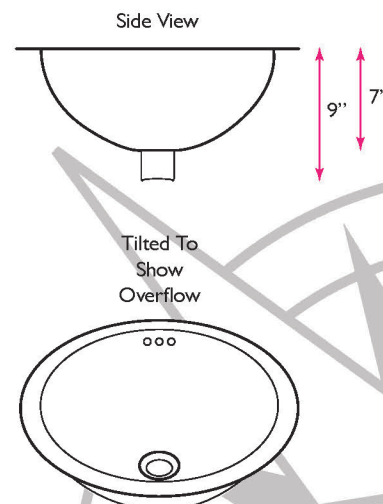
**Interior Bowl Depth:
7"**

**Drain Opening:
1.5"**

**Overflow:
Yes**



Top View



Side View

Tilted To
Show
Overflow

DM SINKS



ROS-OF

ROB-OF



**PREMIUM 18 GAUGE STAINLESS STEEL OR
16 GAUGE BRASS UNDERMOUNT
BATHROOM SINK WITH OVERFLOW**

TECHNICAL INFORMATION

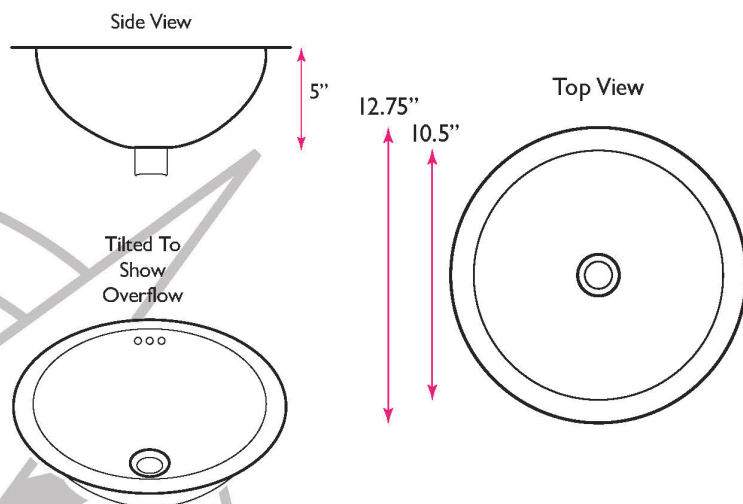
**Overall Dimensions:
12.75" Diameter**

**Interior Bowl:
10.5" Diameter**

**Interior Bowl Depth:
5"**

**Drain Opening:
1.5"**

**Overflow:
Yes**



- ROS-OF - Solid Stainless Steel Construction
- ROB-OF - Solid Brass Construction
- Requires Standard Bathroom Sink Drain With Overflow Which Is Not included.
- Hand Hammered - Each Piece Is Unique.
- Limited Manufacturer's Warranty (Not For Finish).
- Unlacquered Finish Will Patina.
- Special Care & Maintenance Required.
- Nominal Dimensions - May Vary By .25".



Our Warranty

Due to the intrinsic nature of our handcrafted product and artisan process variations in dimensions, color, texture, hue, hammering uniformity and finishes are expected and not considered defects.

Please be aware that leaving acidic foods, chemicals cleaning products, etc. can remove the finish. (Please refer to care & maintenance - Page 3).

Our warranty does not apply to defects or damage caused by:

- Failure to follow recommended procedures for installation, care and maintenance.
- Abusive treatment or environmental factors.
- Sinks which have been moved from original installation location.
- The use of corrosive materials or liquids and or photographic solutions.
- Nantucket Sinks reserves the right to examine the installation and product prior to replacement.

The warranty is extended only to the original consumer purchaser of the product.

To obtain Service under warranty write:

info@nantucketsinksusa.com

(Include the following information):

- Date and purchase and installation
- Description of nature of defect
- Model number or description of model.

NantucketSinksUSA.com

The Process of Hammered Sinks



For our Brightwork bathroom and bar sinks, a custom mold is used to create its shape. Either a sheet of Brass, Copper or Stainless Steel is put on a mold while a one ton press is lowered onto it. The press is then lifted to reveal the newly formed sink.

Now, the artisan steps in to hand-hammer the sink, adding texture and interest. For a bathroom sink, an extension for the drain is welded to the bottom of the bowl and the overflow welded to the bowl. The basin is then punched to create the drain opening.



The uniquely crafted piece is set for the final polishing to add smooth luster and sparkle. The finished sink is complete and ready to bring distinction and style to your bar or bathroom.

BAR SINKS



SQRS-7

SQRB-7

**PREMIUM 18 GAUGE STAINLESS STEEL
OR 16 GAUGE BRASS UNDERMOUNT
OR TOP MOUNT BAR SINK**

TECHNICAL INFORMATION

Overall Dimensions:

16.5" Square

Interior Bowl:

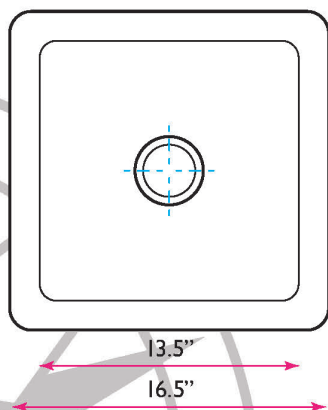
13.5" Square

Interior Bowl Depth:
6.75"

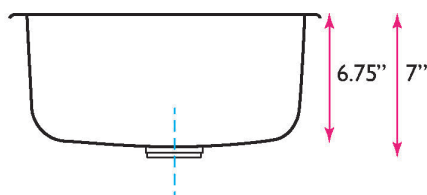
Exterior Height:
7"

Drain Opening:
3.5"

Top View




Side View



- SQRS-7 - Solid Stainless Steel Construction
- SQRB-7 - Solid Brass Construction
- Requires Standard Bar Sink Drain Which Is Not Included (Shown With NS35LCC-CH)
- Garbage Disposal Safe.
- Hand Hammered - Each Piece Is Unique.
- Limited Manufacturer's Warranty (Not For Finish).
- Unlacquered Finish Will Patina.
- Special Care & Maintenance Required.
- Nominal Dimensions - May Vary By .25"

BAR S

RES



REB

- RES - Solid Stainless Steel Construction
- REB - Solid Brass Construction
- Requires Standard Bar Sink Drain Which Not Included. Compatible Drain Is NS-403SS (Stainless) Or NS-403PB (Brass) Junior Duo Drain.
- Hand Hammered - Each Piece Is Unique.
- Limited Manufacturer's Warranty (Not For Finish).
- Unlacquered Finish Will Patina.
- Special Care & Maintenance Required.
- Nominal Dimensions - May Vary By .25".

**PREMIUM 18 GAUGE STAINLESS STEEL
OR 16 GAUGE BRASS UNDERMOUNT OR
TOP MOUNT BATHROOM SINK**

TECHNICAL INFORMATION

Overall Dimensions:
17.5" x 14.625" x 5.75"

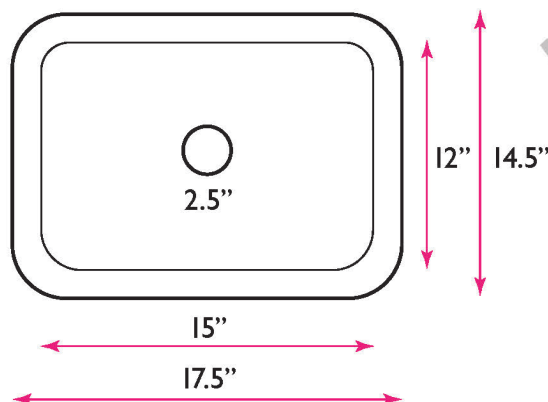
Interior Bowl:
15" x 12"

Interior Bowl Depth:
5"

Drain Opening:
2.5"

Overflow:
No

Top View



SINKS

ROS



ROB



**PREMIUM 18 GAUGE STAINLESS STEEL
OR 16 GAUGE BRASS UNDERMOUNT
OR TOP MOUNT BAR SINK**

TECHNICAL INFORMATION

**Overall Dimensions:
13" Diameter**

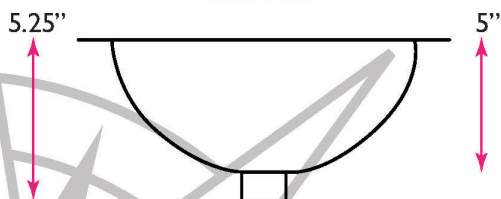
**Interior Bowl:
10.5" Diameter**

**Interior Bowl Depth:
5"**

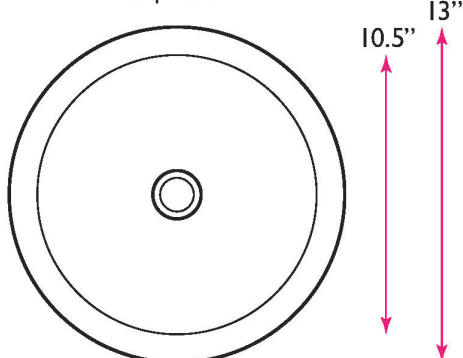
**Drain Opening:
2.5"**

**Overflow:
No**

Side View



Top View



- ROS - Solid Stainless Steel Construction
- ROB - Solid Brass Construction
- Requires Standard Bar Sink Drain Which Not Included. Compatible drain Is NS-403SS (Stainless) Or NS-403PB (Brass) Junior Duo Drain.
- Hand Hammered - Each Piece Is Unique.
- Limited Manufacturer's Warranty (Not For Finish).
- Unlacquered Finish Will Patina.
- Special Care & Maintenance Required.
- Nominal Dimensions - May Vary By .25".

THE BRIGHTWORK COLLECTION

*HANDCRAFTED
BASINS*

by



Nantucket
S I N K S

WWW.NANTUCKETSINKSUSA.COM

(401) 295-5978

INFO@NANTUCKETSINKSUSA.COM

